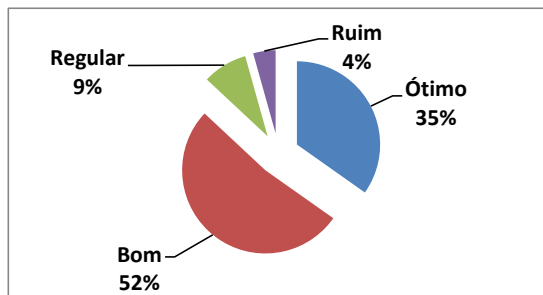


**PESQUISA SATISFATÓRIA DO USUÁRIO GSU**  
**ABRIL/2.020**  
**Atendimento Geral**

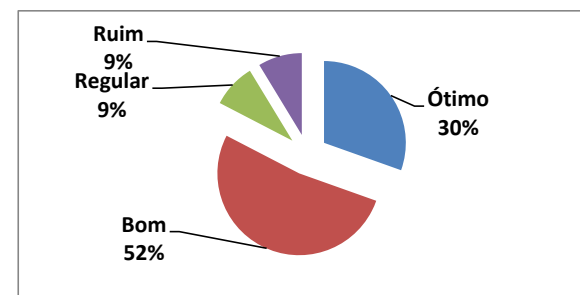
**AMBULATÓRIO - MÉDICOS**

ABRIL		
Ótimo	8	35%
Bom	12	52%
Regular	2	9%
Ruim	1	4%
<b>TOTAL</b>	<b>23</b>	



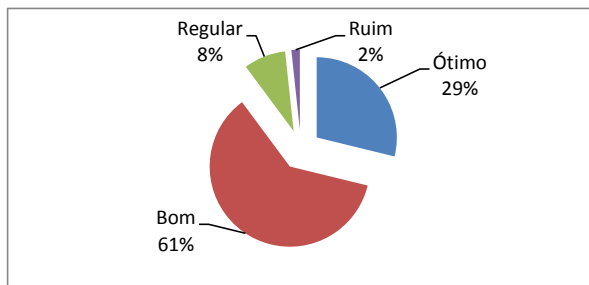
**AMBULATÓRIO - FUNCIONÁRIOS**

ABRIL		
Ótimo	7	30%
Bom	12	52%
Regular	2	9%
Ruim	2	9%
<b>TOTAL</b>	<b>23</b>	



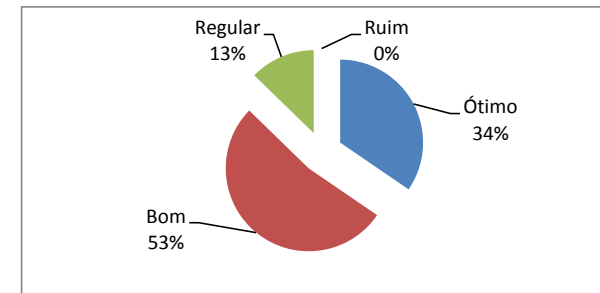
**PRONTO-SOCORRO - MÉDICOS**

ABRIL		
Ótimo	17	29%
Bom	36	61%
Regular	5	8%
Ruim	1	2%
<b>TOTAL</b>	<b>59</b>	



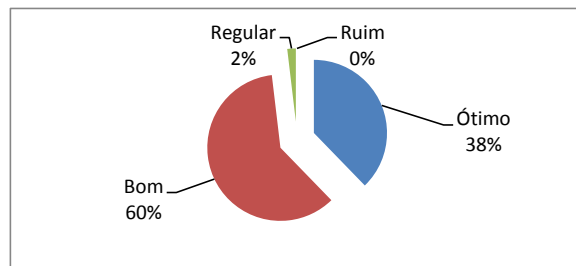
**PRONTO-SOCORRO. ENFERMAGEM**

ABRIL		
Ótimo	19	34%
Bom	29	53%
Regular	7	13%
Ruim	0	0%
<b>TOTAL</b>	<b>55</b>	



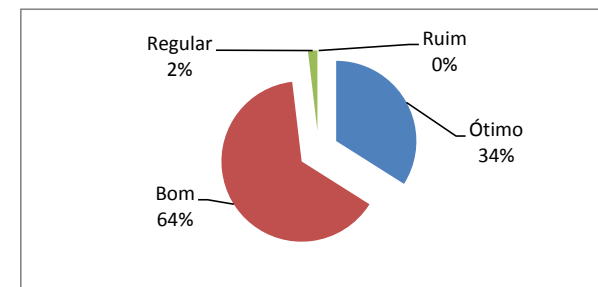
**PRONTO-SOCORRO. RECEPÇÃO**

ABRIL		
Ótimo	20	38%
Bom	32	60%
Regular	1	2%
Ruim	0	0%
<b>TOTAL</b>	<b>53</b>	



**PRONTO-SOCORRO. PORTARIA**

ABRIL		
Ótimo	18	34%
Bom	34	64%
Regular	1	2%
Ruim	0	0%
<b>TOTAL</b>	<b>53</b>	



OBS: DEVIDO A PANDEMIA DO NOVO CORONAVIRUS (COVID-19) O NUMERO DE ATENDIMENTOS FORAM REDUZIDOS, POIS NÃO TIVEMOS ATENDIMENTOS AMBULATÓRIAS