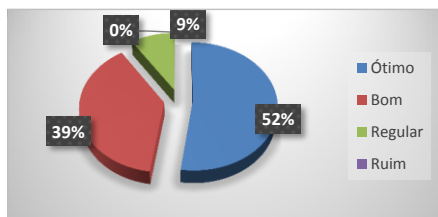


PESQUISA SATISFATÓRIA DO USUÁRIO GSU
JUNHO/2.020
Atendimento Geral

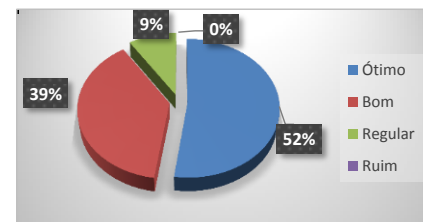
AMBULATÓRIO - MÉDICOS

ABRIL		
Ótimo	34	52%
Bom	25	39%
Regular	6	9%
Ruim	0	0%
TOTAL	65	



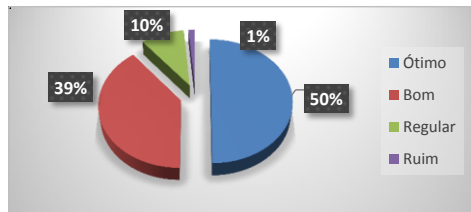
AMBULATÓRIO - FUNCIONÁRIOS

ABRIL		
Ótimo	34	52%
Bom	25	39%
Regular	6	9%
Ruim	0	0%
TOTAL	65	



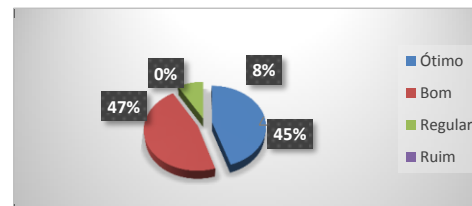
PRONTO-SOCORRO - MÉDICOS

ABRIL		
Ótimo	37	50%
Bom	29	39%
Regular	7	10%
Ruim	1	1%
TOTAL	74	



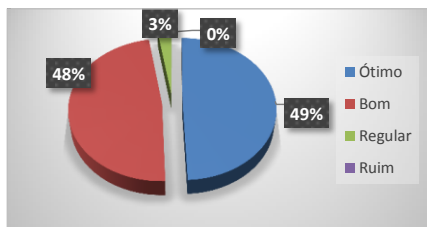
PRONTO-SOCORRO. ENFERMAGEM

ABRIL		
Ótimo	32	45%
Bom	33	47%
Regular	6	8%
Ruim	0	0%
TOTAL	71	



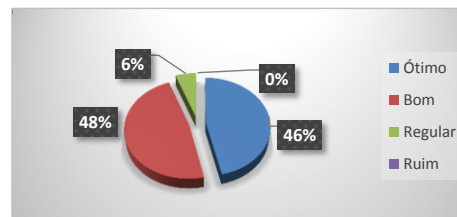
PRONTO-SOCORRO. RECEPÇÃO

ABRIL		
Ótimo	38	49%
Bom	37	48%
Regular	2	3%
Ruim	0	0%
TOTAL	77	



PRONTO-SOCORRO.PORTARIA

ABRIL		
Ótimo	33	46%
Bom	34	48%
Regular	4	6%
Ruim	0	0%
TOTAL	71	



OBS: DEVIDO A PANDEMIA DO NOVO CORONAVIRUS (COVID-19) O NUMERO DE ATENDIMENTOS FORAM REDUZIDOS.