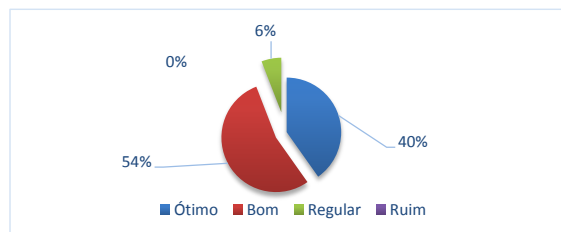




**PESQUISA SATISFATÓRIA DO USUÁRIO GSU
MAIO/2.020
Atendimento Geral**

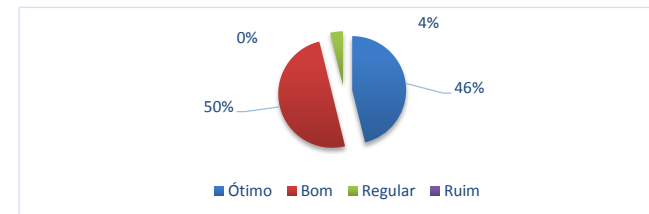
AMBULATÓRIO - MÉDICOS

ABRIL		
Ótimo	41	40%
Bom	55	54%
Regular	6	6%
Ruim	0	0%
TOTAL	102	



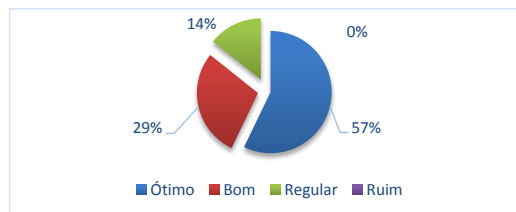
AMBULATÓRIO - FUNCIONÁRIOS

ABRIL		
Ótimo	48	46%
Bom	52	50%
Regular	4	4%
Ruim	0	0%
TOTAL	104	



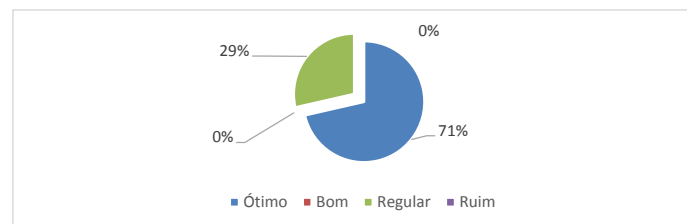
PRONTO-SOCORRO - MÉDICOS

ABRIL		
Ótimo	4	57%
Bom	2	29%
Regular	1	14%
Ruim	0	0%
TOTAL	7	



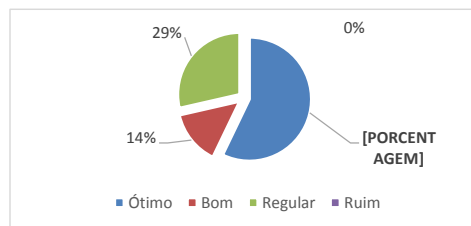
PRONTO-SOCORRO. ENFERMAGEM

ABRIL		
Ótimo	5	71%
Bom	0	0%
Regular	2	29%
Ruim	0	0%
TOTAL	7	



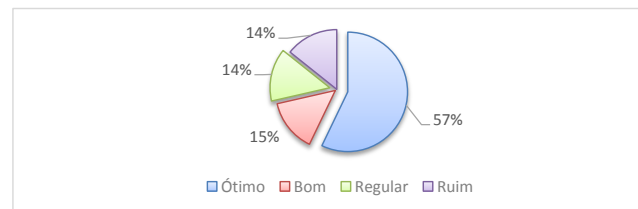
PRONTO-SOCORRO. RECEPÇÃO

ABRIL		
Ótimo	4	57%
Bom	1	14%
Regular	2	29%
Ruim	0	0%
TOTAL	7	



PRONTO-SOCORRO. PORTARIA

ABRIL		
Ótimo	4	57%
Bom	1	15%
Regular	1	14%
Ruim	1	14%
TOTAL	7	



OBS: DEVIDO A PANDEMIA DO NOVO CORONAVIRUS (COVID-19) O NUMERO DE ATENDIMENTOS FORAM REDUZIDOS, POIS NÃO TIVEMOS ATENDIMENTOS AMBULATÓRIAS